

Let nature  
take its course



mon  
soon

[www.monsoonspas.com](http://www.monsoonspas.com)



# Your whole environment

# will change

In addition to our complete *InnovaSpa* collection, we're pleased to introduce another force of nature: the *Monsoon* spa.

Once again, this spa is all about simplicity: you can start enjoying it immediately by placing it on a well-leveled surface and connecting it to a standard 120V power source. With the help of a certified electrician, it can also be converted to a 240V.

It can also be converted\*\*, with the help of a certified electrician, to a 240V outlet. That way, the water heater is up to 4 times more powerful, from 1kw to 4kw.

Once you are inside the spa, after adjusting the water temperature to your liking, you'll feel like in a new environment.

Because that's exactly what *Monsoon* means: a change of atmosphere, which, with all its energy, leaves the past behind and prepares for the future.

In this new space full of movement, wind and water are going through the motions of the 24 jets, which become the only masters on board throughout your hydrotherapy session. You can sit back and relax on one of the spa's six seats, including the captain's chair, the cool seat and the ergonomic bed with two reclining positions.

To help you let go completely, we've added headrests to the back of the captain's chair and bed, and enhanced the spa's curves and shapes to fit your body. We've also installed many "Sensation" massage zones for your feet, heels, hands, palms and wrists.

You can also take advantage of our new and unique multimedia tray for drinks, phone, and tablet. A specially designed slot will hold everything securely in place, and drip holes will prevent water from remaining on the tray and damaging your devices. Play the music of your choice or your favorite TV series for the ultimate relaxation!

Our pure, elegant design is perfect for your backyard! From the outside, you'll notice its imposing yet discreet presence. LED lights have been added to the exterior corners and inside the spa to add to the relaxing mood. The exclusive waterfall, with its easily adjustable flow rate, is also illuminated.

Finally, the side panels have been designed and optimized to provide easy access during maintenance.



## PLUG & PLAY

As soon as the spa is delivered, plug it into a standard 120V outlet and start using it right away!

FEATURES




Multimedia tray



Sensation massage zones of the feet and hands



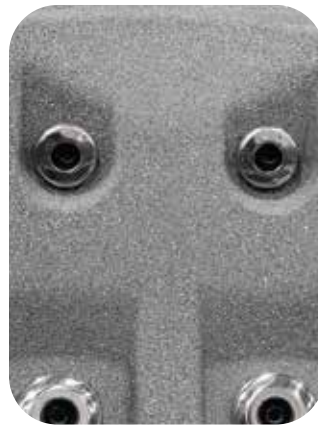
Double lounge with multi-level bottom



Ergonomic seats with specialized massage for maximum comfort



Ergonomic bed with back, leg and foot massage



Angled headrests for maximum relaxation



LED Waterfall With New Exclusive Design for Monsoon



Sensation

Massage Zones

# SPECIFICATIONS

**Size:** .....84" x 76" x 36"  
**Dry Weight (pounds, estimated):** ..... 345  
**Water Capacity (litres, estimated):** .....1,000  
**Full Weight (pounds, estimated):** .....2,610  
**Seating Layout:** ..... 4 - 5  
**Stainless Steel Jets:** ..... 24  
**Waterfall:** ..... LED Back Lighting  
**Lighting:** ..... LED  
**Friction Heating:** ..... InnovaFlow System  
**Structure:** .....Rotationally Molding Polyethylene  
**Insulation:** ..... Thermo Layer Insulation  
 (thermal cabin effect)  
**Equipment pack:** .....Balboa VS300  
**Top Side Control:** .....Balboa VL260  
**Pump:** .....2 hpr, 2 vitesses  
**Heater:** ..... Balboa M7 St St-1.0/4.0 kw  
**Power Requirements:** .....120V / 15amp,  
 240V / 40amp\*\*  
**Electrical Certification:** ..... UL, CSA  
**Cover:** .....Vinyl 4/2

# Why choose the *Monsoon* spa?

- Several **ergonomic seating** options;
- **Multimedia tray** for drinks, phone and tablet;
- **"Sensation"** massage for hands and feet;
- Cozy atmosphere with interior and exterior **LED lights**;
- **Sit on any solid**, well-leveled surface\*;
- **Easy transport** with handles on all 4 corners;
- **InnovaFlow** technology for lower energy bills.

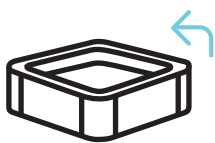


Available colors:

**Graphite**

**Moka**  
Limited Quantity


## IT'S EASY!



Place\*



Plug 120V  
(convertible 240V)\*\*



Fill



All Season  
Insulation



PROUDLY MADE IN

*North America*

\* The ground must be well-leveled.  
 \*\* A certified electrician is required for a 240V conversion.  
 \*\*\* For more details, see the user manual.  
 Images for reference only. Colors and specifications may vary.